



## Application

The ERGO-L/Z-...Ex extraction arms are designed for capturing the dust and gases arising during technological processes, especially in areas of explosion risk, where explosive atmosphere can occur, i.e. mixture of flammable substances in form of dust or gases with the air.

ERGO-L/Z-...Ex extraction arms has been classified as devices of group II, category 2, of gaseous risk G and dust risk D.

The devices provide high level of protection, therefore they can be applied in areas 1(G) or 21(D). Admissible temperature of the forwarded air is +70°C.

## Structure

ERGO-L/Z/Ex extraction arms consist of following assemblies:

- full-rotation swivel – stainless steel
- circular hood – stainless steel
- two pipe segments integrated by frictional joints – all elements are of stainless steel
- frictional spacers made of textolite
- gas springs of stainless steel
- shut-off damper, located in the pipe segment near above the hood – stainless steel
- hose sections (connecting the pipe segments) – made of electric conduction polyurethane and a steel wire spiral.

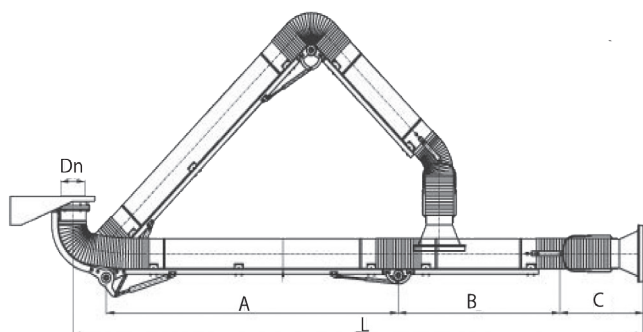
Superficial resistance <106Ω. Elements of steel plate, pipes and stainless profiles are made of material 1.4301 according to PN-EN 100 88, whereas screws, washers and rivets are of material A2 according to PN-EN ISO 7089.

All constructional elements are joined together by copper cables to conduct the electrostatic charges to the grounding installation.

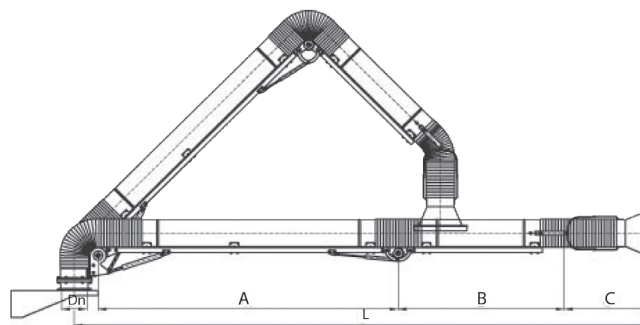
**ERGO-L/Z/Ex extraction arms are manufactured according to ATEX 95 (94/9/WE) Directive and carry the Type Research Certificate No 737/CW/001 issued by Technical Supervision Office.**



hanging version



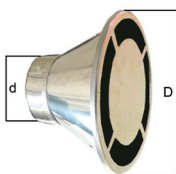
standing version



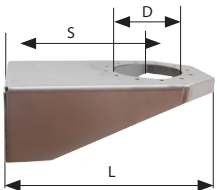
## Technical data

Type	Part. No.	Dimensions					Weight [kg]
		Dn [mm]	L [mm]	A[mm]	B[mm]	C [mm]	
ERGO-L/Z-2/Ex	814R21	160	2280	947	580	534	22,5
ERGO-L/Z-3/Ex	814R22	160	3100	1527	820	534	25,5
ERGO-L/Z-4/Ex	814R23	160	3710	1907	1050	534	28,0
ERGO-L/Z-2R/Ex	814R24	160	3710	947	580	534	19,5
ERGO-L/Z-3R/Ex	814R25	160	3033	1527	820	534	22,5
ERGO-L/Z-4R/Ex	814R26	160	3643	1907	1050	534	25,0

## Hood

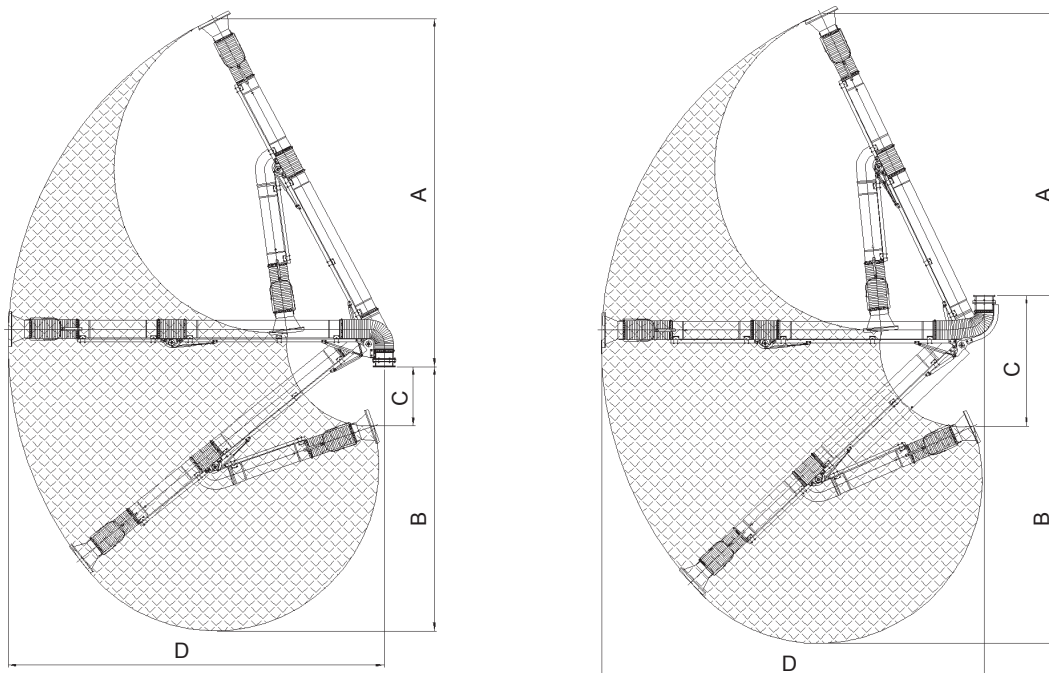
Hood	Material	Type	Part. No.	d [mm]	D [mm]	Weight [kg]
	stainless steel	LS	810H35	160	336	1,3

## Wall bracket

	Type	Part.No	Dn [mm]	S [mm]	L [mm]	Weight [kg]
	WBN-160/Ex	817W45	160	320	445	3,9



## Work ranges of the ERGO/Ex extraction arms



Type	A [mm]	B [mm]	C [mm]	D [mm]
ERGO-L/Z-2-R/Ex	2110	1487	122	2213
ERGO-L/Z-3-R/Ex	2835	2092	409	3033
ERGO-L/Z-4-R/Ex	3374	2561	573	3643

Type	A [mm]	B [mm]	C [mm]	D [mm]
ERGO-L/Z-2/Ex	1440	1650	800	2280
ERGO-L/Z-3/Ex	2195	2888	922	3100
ERGO-L/Z-4/Ex	2732	3372	1266	3710

## Flow charts of the ERGO/Ex extraction arms

